EDITION 01

KT/Golden and Brainheaters

A step by step approach in order to understand everything about KT, Revaluation and final study plan

Bh.Handbook

Brainheaters

CREATOR & AUTHOR

A book by

Harsh Patel

CEO, FOUNDER & DEVELOPER

www.brainheaters.in

01

The first step after a K.T

The first important thing is to accept the situation and plan immediately the steps to be taken at that moment.

After you see a “F” in a subject allow yourself to survive the panic attack

It’s okay, we have emotions, you will compare your friends results, ask their marks and then you will start feeling depressed.

You are allowed to be emotional but the moment you start comparing is the moment you start destroying your values. This is not allowed.

After you survive the panic attack first think you should be doing is: Leave the crowd, go back to your desk, take the question papers. Be with yourself and start analyzing the possible reason for “F”

Look at the question paper and see what you expected and predicted for the subejct during exams and then take a practical decision to either appeal a reval (rechecking of paper) or accept the KT

It is highly recommended that you learn and follow the paper presentation skills video lectures at Bh.School because that teaches you how to use the power of sixth sense in lecture 6 & 7. This lecture will help you to predict your marks in the exam hall, and avoid KTs.

02

Revaluation System in & out

A proper and detailed information about the revaluation(the rechecking system). What is it, How does it works, When to go for reval and how long does it takes to review?

WHAT IS REVALUATION?

Revaluation is the process of rechecking your answer sheet. Basically you're appealing university to re-check your answer sheet because you are not ready to accept the original scores of that particular subject/subjects.

PROCESS

The basic procedure is simple - You need to apply for revaluation via online form to university. You can get the link and more information from your college "exam cell"

University receives your request and re-open your records. Remember it takes time to search for a specific subject record, re-check and make changes in your final results.

University receives 1000s of requests at once, so carry patience,

WHEN SHOULD I APPLY FOR REVAL?

No one want to fail in any subject and that's obvious. But it is important to think smart and take wise decision. Just because you didn't expected the scores you received doesn't mean you will apply for reval and your marks will improve automatically.

Note - Revaluation doesn't guarentee better score.

01 The first step is to review the question papers after you see your scores in report card.

02 After a proper analysis (as discussed in last section) if you feel like things are wrong and not expected then - 1st yes

Be honest to yourself because it will cost you time and money.

03 Now do the same with all the subjects you have KTs. Then think about marks with "if and else":

- *If you have only 1 KT and your score is 23+ then - 2nd Yes*
- *If you have multiple KTs then go with the subject score near to 23.*



04 If you have only 1 Fresh KT and all other subjects are clear, there is higher probability of getting a grace marks by university to clear the subject.

The term "Fresh" means - Your current semester results, subjects you attempted for the first time. Do not confuse old KT of previous semester.

05 Finally - If you calculated properly, you are following your strong analysis and honestly confident about a better score then go for revaluation.

Note - Everything depends on your content & presentation in the paper, after taking a decision for reval, things are dependent on your presentation.

With this been said - We highly recommened to learn and follow the paper presentation techniques video lectures at Bh.School

REVAL RESULTS

Revaluation results announced after 60 days and with in 90 days. Sometimes it takes longer.

Best Case: Revaluation results are in 60-90 days.

Here you have results on time and you can decide your next plans. If you clear the subject you don't need to study for that exam. Safe Zone.

Worst Case: Revaluation results are not declared until next semester exams.

Here you are required to prepare for all the subjects and also the KT exams, because your results are not declared. This means in the system you are still having a KT and that's why you have to sit for KT exams.

If the results are announced for revaluation after you appear for KT exams & you've clear the subject then your current KT exam will not be considered and you will receive a revised copy of your results soon. (You need to contact Exam cell)

03

Impact of a KT on career & job

A detailed information about the imapct of ATKT on your campus interviews and career.

97% of interviewers never asked any questions related to exam scores, performance and explanation of your results.

As discussed earlier - Industry & world out of your college focus on skills, attitude and your personality.

When you walk in for a interview your pointer are just the entry ticket.

Eligibality Criteria: 7+ pointer and no Live KTs

Having a backlog or a bad performance in one or more subject through out the engineering journey doesn't mean you are a less qualified engineer.

YOU'VE ALL STARS

A KT can never affect your carrer in any case and not in job interviews. Except the following case:

> If you have back to back multiple KTs or Golden or Drop, you might see one simple question "Why" and if you have a honest and confident justification then the ball is in your court. (provided you have exceptional skillset)

04

Study Plan to deal with KT & Regular exam

A direction and guidelines to start a proper planning for KT and regular exam preparation.

Do not think that you don’t have time or you won’t be able to do it. It is possbile, you just need a proper planning

- Start your KT subject preparation soon after term test I - Weekends are the best slot to start with this.
- KT subjects are something that your mind is re-doing means it is a kind of revision.
- Make a time table for 30-45 days and include a study plan & time plan for all your regular subjects and KT subject in it.

Watch out the - Art of Time Management lectures in Bh.School before you start creating.

9 Minutes to build a smart study plan:

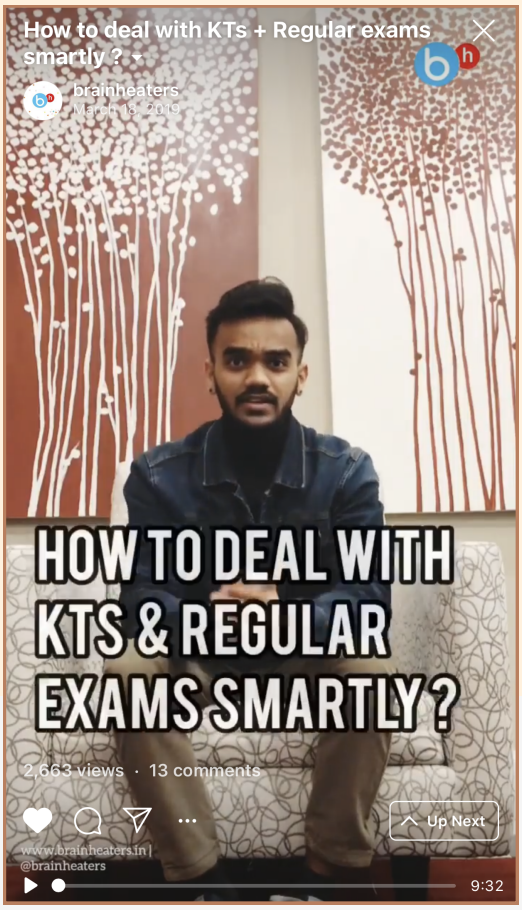

Consider fresh subjects as your first priority while making a time plan. It should follow the reverse sequence of exam time table.

Prepare recommended and important concepts only for the KT subjects. Refer to Bh.Papers, Bh.Questionbanks and Bh.Plans to get the set of questions, analysis & marks distribution.

If you have a golden in F.E subjects refer @brainheaters highlights “GOLDEN” on instagram and follow the pre-pasted study plan.



FROM THE AUTHOR

“A KT is just low marks in a subject or may be you have more than one, plan to hit the threshold. Don’t worry about life, career, job and confuse it with just a less scores. You’ve a long time and nothing of this will matter”